

The
Whistle  **Post**

Official Newsletter of the
Neuse River Valley Model Railroad Club

1615 Old Louisburg Rd Raleigh, NC 27604

Phone: 919-400-5570



“All Aboard”

As we pull out of the station of 2024 and head into a brand new year, may your journey be filled with exciting stops, breathtaking views, and opportunities at every turn. Let's leave behind the baggage of yesterday and embrace the track ahead with hope, determination and a sense of adventure.

Here's to staying on track, building momentum, and reaching new destinations this year. Wishing you smooth travels, joyous moments, and endless possibilities in 2025.

Happy New Year!

John Spach, President

Second Annual Club Dinner
Wednesday, January 29, 2025 - 6:00pm
By John Wallis
Golden Corral
3551 Grenelle Street
Raleigh, NC 27503
919-772-6603

The second annual NRV Club dinner is set for Wednesday, January 29, 2025, beginning at 6:00 pm at the Golden Corral restaurant located on Grenelle Street in Raleigh. This is the northwest corner of Tryon Road and South Saunders Street.

You and your spouse/significant other are invited.

When you arrive at the Golden Corral, please pay for your meal, then find a seat in our private dining room, and then get your food from the buffet.

This year we are planning to hold a brown bag gift exchange, sometimes called a Yankee Swap or Dirty Santa. Rules are provided below; you must bring a gift in order to participate.

If you are planning to attend, please let John Wallis know at wallisjohnm@gmail.com. Indicate how many people will attend.

Gift Exchange Rules

Each participant must bring one new (or at least unused item) that has a minimum value of \$20. The gifts may be wrapped, but most of us simply bring the gift in a brown bag. The point is that the gift is to be a surprise. The gifts will be placed on a table upon entering the meeting. Do not label the gifts, so that it will remain a mystery as to who has brought which item. Although you should mark the bag with the gift's scale if appropriate.

The Game Chairman will ask each participant to draw a number from a hat or a box. This determines the order of gift selection with the lowest number selecting first. There will be only one number per participant. The person with #1 picks a gift and opens it, the person with #2 selects next and so on until all gifts have been selected.

The real fun is that participants with numbers 2 and higher have a decision to make. They can select any unopened gift, or they may "steal" a gift from any participant who has gone before them. If someone's gift is stolen, they immediately choose and open a new gift or steal someone else's gift. You may not steal the same gift back at this turn. There is a limit to stealing though. After a gift has been stolen two times, that is it has had three owners, the gift is "safe" or "frozen." The third owner is the permanent owner.

This cycle of stealing can sometimes continue for a while, until a new gift is finally chosen, at which point the turn is passed to the participant with the next highest number.

There is a special rule for participant #1. After all the gifts have been stolen or swapped, participant #1 has the option of stealing any other gift not in the "safe" category. This turns the disadvantage of being #1 into a huge advantage, as almost the entire range of gifts will be available for stealing.

The game only ends when either someone keeps the last previously unopened gift, or when the subject of a steal chooses not to swap what he/she has been gifted.

Here are some additional tips and considerations:

- When the game is over some trading should be expected. Trading is perfectly acceptable so that, as much as possible, everyone goes home with a gift with which they are happy.
- You should not select or go home with the same gift that you brought.
- Play the game with a sense of humor. Do not take the outcome too seriously.
- Do not bring gifts that are unlikely to be useful to anyone. (Keep your spare parts box in your workshop.)
- The gift you bring should be something you would be happy to receive.
- Not everyone models in HO. Know your club friends and provide some selections in other scales or bring a non-scale specific gift such as tools, adhesives, landscaping materials, books, CDs, etc. Your gift does not necessarily have to appeal to the entire group, but it should be appropriate for more than a few people, or at least something that can be regifted.

Collecting Monies for Charity

It has been customary for NRV to collect monies at the December and January Membership Meetings for donations to two charities in the Raleigh/Durham area. It has also been customary for the NRV to match the first \$500 of member contributions. Last year, NRV split the donations between the Durham Rescue Mission and the Helping Hand Mission of Raleigh. For those who did not contribute in December, contributions will still be accepted at the January Membership Meeting. Please bring cash or check on Thursday the 16th.

At the January Membership Meeting, those in attendance will decide what charitable organizations will receive the donations. For those interested in giving, come prepared in December and January to open your wallets. Thanks in advance to all of you who participate.

Food for Thought?



It appears that some Club members have difficulty in complying with a simple rule to help keep the Clubhouse clean and free of vermin. The rule is very simple:

If you bring food into the Clubhouse, you are responsible for taking left overs, food scraps, and packaging with you when you leave.



December 30, 2024 Operating Session

A small group of members met to operate **Erik Dyke's** HO layout at the end of 2024. Erik has a spectacular two level layout with a connecting Helix concealed beneath a stairway. The layout is fully scened and has an assortment of main lines, passing sidings, industries, and yards that allow for a wide variety of trains and operations. The group ran through passenger trains, local freights, and yard work to break down trains. The switch panels are a joy to operate, particularly in yard operations. Train operations are controlled by use of JMRI generated train orders. John Spach took most of the photographs that follow:





Left to right: Ken Howard, Erik Dyke, John Spach, and Ralph James (photo by Tom Garren).

HO Layout Goings On

Now that the Holiday season has passed, activity has picked up again at the Clubhouse. The HO layout has been particularly active with construction, track work, and scenery work on the Extension and Modules 4 and 9 on the legacy layout. The photos below document just some of the projects that are underway. If you haven't been at the Club since before Christmas, come in and enjoy the new activities and participate in the work on the layouts or just plain running trains for fun.



Seaboard # 1111 double-heading on Main 1 Extension by the cement plant (photo by Colin Martinko).



NRV Mallet climbs Main 4 extension past Seaboard #1472 in Module 9 yard (photo by Colin Martinko).




Ken Howard and John Spach laying track on Module 4 (photo by Richard Calfee).



Module 4 – both Mains 3 and 4 now have access to the makeup yard (photo by Ken Howard).



The new power plant, stone quarry, and plaster shell of Mt. Witwer (photo by Ken Howard).



N scale raffle layout and HO lumber camp switch machine projects (photo by Ken Howard).

Model Railroads

As promised last month, here are some more of **Larry Pearlman's** photos. Yes, he also photographs the model railroads that he encounters including the following photos from San Diego, California.



San Diego Model Railroad Museum model of Tehachapi Loop.



San Diego Model Railroad Museum O gauge layout.

Real Railroads

As promised last month, here are some more of **Larry Pearlman's** photos of real railroads. If you liked the December selections, you will also enjoy these shots.



Ex Santa Fe B23-7 No. 4211 doing some 'parking lot' running on a charter.



Reading FP7 No. 907 in the paint shop.



SMS railroad 0-6-0 No. 9 night shot.



SMS railroad GP38 No. 2003 with glint.



CTA 4000 series at East Troy, Wisconsin celebrate their 100th Anniversary.



Reading caboose and train.



Strange bedfellows in Glenwood Yard – R. J. Corman and Carolina Coastal.

Neat Links

Tom Magnani passed along the link below from **Fred Krauss**. Fred's oldest grandson, Micah, is in his last year in college in Watertown, Wisconsin. Some of his friends asked him to go along on a trip to a nearby train museum. Here is a video of an operating Soo Line steam engine.

https://www.youtube.com/watch?v=IvD_S2rOZ-I&ab_channel=AmtrakGuy365

Tom Magnani passed along the following link from **Jack Dziadul**: "Minuteman Tales: Logging Railroads of Lincoln, New Hampshire" for those who like logging narrow gauge, Baldwins, and Climax.

<https://youtu.be/udCf7WmXi6Y?si=DRo5uyHQ2MBGzCI2>

Upcoming Club Meetings and Activities

January General Membership Meeting: The next meeting will be held on Thursday, January 16th at 7:00 pm at the Clubhouse. Bill Hanley will present a program on “The Abandoned Farmhouse.” Attendance via Zoom is optional.

January HO Committee Meeting: The next meeting will be on Sunday, January 19th at 1:00 pm in the Clubhouse.

February Board of Governors Meeting: The next BoG meeting will be held at the Clubhouse on Monday, February 3rd at 7:00 pm. Attendance via Zoom is optional.

Thomasville Train Show: “Mike’s Trains Trackside Train Day,” Saturday, February 8th, 9 am to 5 pm. The Club has reserved five tables for sales. If you would like to volunteer to work the tables, please contact Ken Howard. Otherwise, we’ll hope to see you and your wallets at the show.

February N Scale Committee Meeting: The N Scale Committee will meet on February 16th at 10:00 am in the Clubhouse.

Mebane Train Show: “The Mebane Train Display,” 10th Annual Train Show, Saturday, March 8, 9 am to 2 pm. The Club has reserved six tables for sales. If you would like to volunteer to work at our tables, please contact Ken Howard. Otherwise, we’ll hope to see you and your wallets at the show.

Breakfast Social: The Club resumed the normal breakfast schedule on January 8th, 2025. Join us for the breakfast social every Wednesday, 9:00 am at Barry’s Café, Raleigh, NC.

Notes from the Editor and Webmaster

Please send photos of Club activities to Brian Heaton, Webmaster, at bheaton1@gmail.com, so he can maintain and update our website. Also, don’t forget to send your material, especially videos, to Ted Kunstling at trkunstling@aol.com so that he can keep our Facebook site current.

Please send articles, photos of real trains and Club activities, book reviews, product reviews, photographs of your home layouts, and interesting links to Ken Howard, Whistle Post Editor, at klhowardjr@aol.com.

Minutes of Membership, Board, HO, and N Committee’s Meetings

Minutes of Board of Governors, Membership, and HO and N Committee meetings are available on the Club website. The link below takes you directly to the Minutes page:

<https://nrvclub.net/meeting-minutes/>

NRV Whistle Post
The Neuse River Valley Model Railroad Club, Inc.
1615 Old Louisburg Road
PO Box 19573
Raleigh, NC 27619-9573

First Class

BOARD OF GOVERNORS

John Spach	President	jtspach@earthlink.net	919-361-3650
Ken Howard	Vice-President	klhowardjr@aol.com	919-851-3805
Schaefer O'Neill	Treasurer	schaefer.oneill@gmail.com	919-740-6923
Tom Garren	Secretary	tomgar@mindspring.com	919-805-0909
Richard Calfee (Calfee)	At-Large	rhcalfree@yahoo.com	301-335-1054
George Sawyer	At-Large	gsawyer@ix.netcom.com	919-469-0442
Bob Witwer	At-Large	bobwitwer@gmail.com	919-632-0785

OTHER KEY POSITIONS

Bob Witwer	Show Chairman	bobwitwer@gmail.com	919-632-0785
Clif Kelly	Membership Chair	bkelly11@nc.rr.com	919-614-8891
Ted Kunstling	Social Media Chair	trkunstling@aol.com	919-787-5282
Wayne Aiken	Librarian	htomc42@hotmail.com	919-602-8529
Ken Howard	Newsletter Editor	klhowardjr@aol.com	919-851-3805
Brian Heaton	Webmaster	bheaton1@gmail.com	765-427-6541

WEB SITE www.nrvclub.net